

## USER MANUAL



### IV STANDS

For models:

**REF**

080-3050, 080-3110, 080-3200, 080-3210  
080-3600, 080-3675, 080-3700, 080-3775

### NOTE!

The operator must read the user manual  
carefully BEFORE the product is used,  
to avoid unnecessary risks to the patient and operator.

## TABLE OF CONTENTS

Foreword

Warranty

Important information

### **1. Functional description**

#### **1.1 General description**

### **2. Operation**

#### **2.1 Assembly**

#### **2.2 Max load**

### **3. Maintenance and cleaning**

#### **3.1 Routine controls**

#### **3.2 Cleaning**

### **4. Technical specifications**

#### **4.1 Dimensions**

#### **4.2 Labels**

### **5. EU-Declaration of Conformity**

### **6. Contact details**

## FOREWORD

Welcome as the owner of a product manufactured by Sjöbloms Sjukvårdsutrustning AB. We hope that you will be pleased and satisfied with our quality product.

If a problem should arise with this or any of our products, you are always welcome to contact us, and our service department will assist you with the expertise needed to solve the problem.

The user manual contains all the information needed to use, maintain and service the product. The document is continuously updated as the products are modified. Therefore we reserve against possible changes in the user manual.

## WARRANTY

Sjöbloms provides a two-year warranty for material, design and manufacturing defects, provided the products are not subjected to tampering or excessive wear. For the guarantee to apply, the product must have been used in accordance with the user manual, and the maintenance performed as specified.

## IMPORTANT INFORMATION

This product is intended for professional medical use. The user manual should be read carefully before using the product, to avoid unnecessary risks for the patient and operator.

The user manual contains warnings where there is a risk of personal injury, which should be noted. Improper handling can be fatal.

A warning triangle is shown where particularly important information can be found.



Warning triangle

## 1. FUNCTIONAL DESCRIPTION

This product is meant for professional use in health care, for examination of the patient.

It is designed to be a functional and user-friendly tool for the operator and patient.

### **General description**

IV stand, all-welded steel tubes, 5-legged foot with 100 mm castors.


Available with or without handle, the stand has 4 hooks. The handle is removable.

## 2. OPERATION


### 2.1 Assembly

If the stand is delivered with the hooks non-mounted, un-screw the screw on top of the inner tube. Remove the hooks from under the foot where it is placed during transportation. Mount the hooks on the tube, tighten well.


Un-screw the star knob.



Fold the hinge.



Mount the handle to the IV stand.



Tighten properly.



## Foot

If the IV stand is transported un-assembled, place the tube into the foot (image 1-2) and tighten the Allen screws properly (image 3).



## Hooks

If the IV stand is transported un-assembled, the hook is placed underneath the foot. The screw needed to fasten the hook is in its place on top of the tube. Unwind and mount the hook.

If several IV stands are shipped together, the hooks may be shipped separately. Mount as shown above.



## 2.2 Max load



**NOTE!**

### Max load

Pumps: 3 pumps, evenly distributed.

Bags: The tip and the 4 hooks: max 10 kg evenly distributed. 4 kg/single hook.





## 3. MAINTENANCE AND CLEANING

### 3.1 Routine controls

Routine controls is recommended every 6 months, lubricate if needed.



#### **Important!**

Failure to perform the following routine can cause the patient and/or operator to be exposed to unnecessary risks and the couch may have a reduced life expectancy. Please check all functions and parts on a regular basis.

Check the following:

- Any unusual sounds.
- Castors and castor locking mechanism.

### 3.2 Cleaning

#### **Disinfection**

If the product needs to be disinfected, use a diluted alcohol solution. Too strong an alcohol solution can have a drying effect and the imitation leather may deteriorate and crack.

#### **Chlorine**

Chlorine-base solutions are not recommended as a general rule, since it effects products and environment negatively, differently depending on concentration. If chlorine-based solutions are used, always wipe afterwards with damp cloth.

## 4. TEKNISK SPECIFIKATION

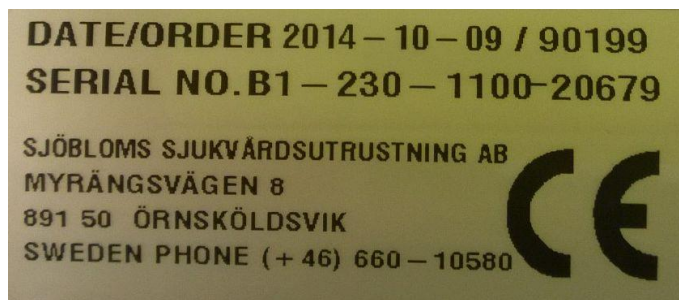
### 4.1 Dimensions

Minimum height: 133 cm

Max height: 225 cm

Vikt: Ca 6 kg

## 4.2 Labels



CE label contains date, order number, serial number and our contact info.

## 5. EU-DECLARATION OF CONFORMITY

### EU-DECLARATION OF CONFORMITY

according to MDD 2007/42/EC including Appendix  
and according to CE-marking Directive 93/68/EEC

Type of equipment: IV stands

Manufacturer: Sjöbloms Medical Equipment AB

Art nr:	080-3050	Product registration number: 10420
Art nr:	080-3110	Product registration number: 10421
Art nr:	080-3200	Product registration number: 10422
Art nr:	080-3210	Product registration number: 10423
Art nr:	080-3600	Product registration number: 88993
Art nr:	080-3675	Product registration number: 88991
Art nr:	080-3700	Product registration number: 88992
Art nr:	080-3775	Product registration number: 88980

#### Manufacturer

Sjöbloms Sjukvårdsutrustning AB

Myrängsvägen 8

S-891 50 ÖRNSKÖLDSVIK, SWEDEN

Sjöbloms Sjukvårdsutrustning AB ensures that the above products are in accordance with the EU Council MDD 93/42/EEC, as well as the Swedish legislation in force (1993:584) on medical devices and the regulations issued by Medical Products Agency (LVFS 2003:11).


Örnsköldsvik 2015-08-28



Karl-Gunnar Sjöblom

Produktionschef

## 6. CONTACT INFO



Sjöbloms sjukvårdsutrustning AB  
Myrängsvägen 8  
891 50 Örnsköldsvik  
Sweden

Tel: +46 660 105 80

Fax: +46 660 180 00

E-mail: [info@sjobloms.com](mailto:info@sjobloms.com)

Hemsida: [www.sjobloms.com](http://www.sjobloms.com)